


SALLE DE BAIN
8'-6" x 11'-8"

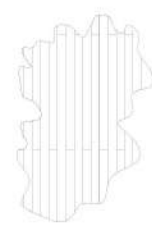
CH. DES MAITRES
11'-10" x 11'-8"



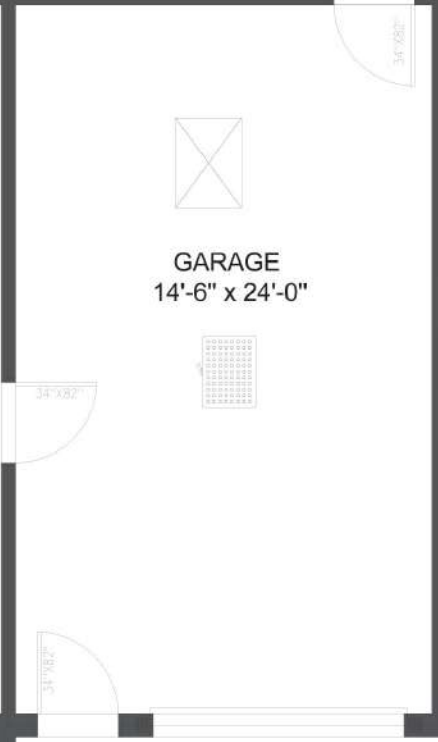
CUISINE
8'-0" x 11'-9"



SALLE À MANGER
9'-2" x 12'-0"



GARAGE
14'-6" x 24'-0"



ENTRÉE
4'-0" x 4'-8"



SALON
13'-0" x 11'-4"



CHAMBRE
9'-2" x 10'-2"



CHAMBRE
8'-10" x 9'-2"

